

Scaled data based on original data using  
LM-79-08 Approved Method: Electrical and Photometric Measurements of Solid-  
State Lighting Products

Test Report Prepared for  
Cooper Lighting Solutions  
(formerly Eaton)

Brand: STREETWORKS

Report Number: P946007

Luminaire Tested: **GLAN-SB1D-750-U-5NQ**

Issue Date: 1/21/2025

**Test Information**

Test Method: LM-79-08  
Report Number: P946007  
TEST IS SCALED FROM IESNA LM-79-08 TEST DATA (G2-2411-289-18)  
Test Lab: INNOVATION CENTER  
Issue Date: 1/21/2025  
Manufacturer: COOPER LIGHTING SOLUTIONS (FORMERLY EATON)  
Product Line: STREETWORKS  
Catalog Number: GLAN-SB1D-750-U-5NQ  
Description: GALLEON AREA AND ROADWAY HIGH DENSITY LED LUMINAIRE  
(1) 70 CRI, 5000K, 900mA LIGHTSQUARE WITH 26 LEDS AND TYPE V NARROW OPTICS  
Light Source: -  
Ballast/Driver: -

**Summary**

Lumens per Lamp: N/A  
Luminaire Lumens: 11285 lumens  
Efficiency: N/A  
Efficacy: 141.8 lumens/watt  
Luminous Opening: Rectangular (W 0.5' x L: 0.5' x H: 0')  
IES Classification: Type V - Short  
BUG Rating: B3 - U0 - G1

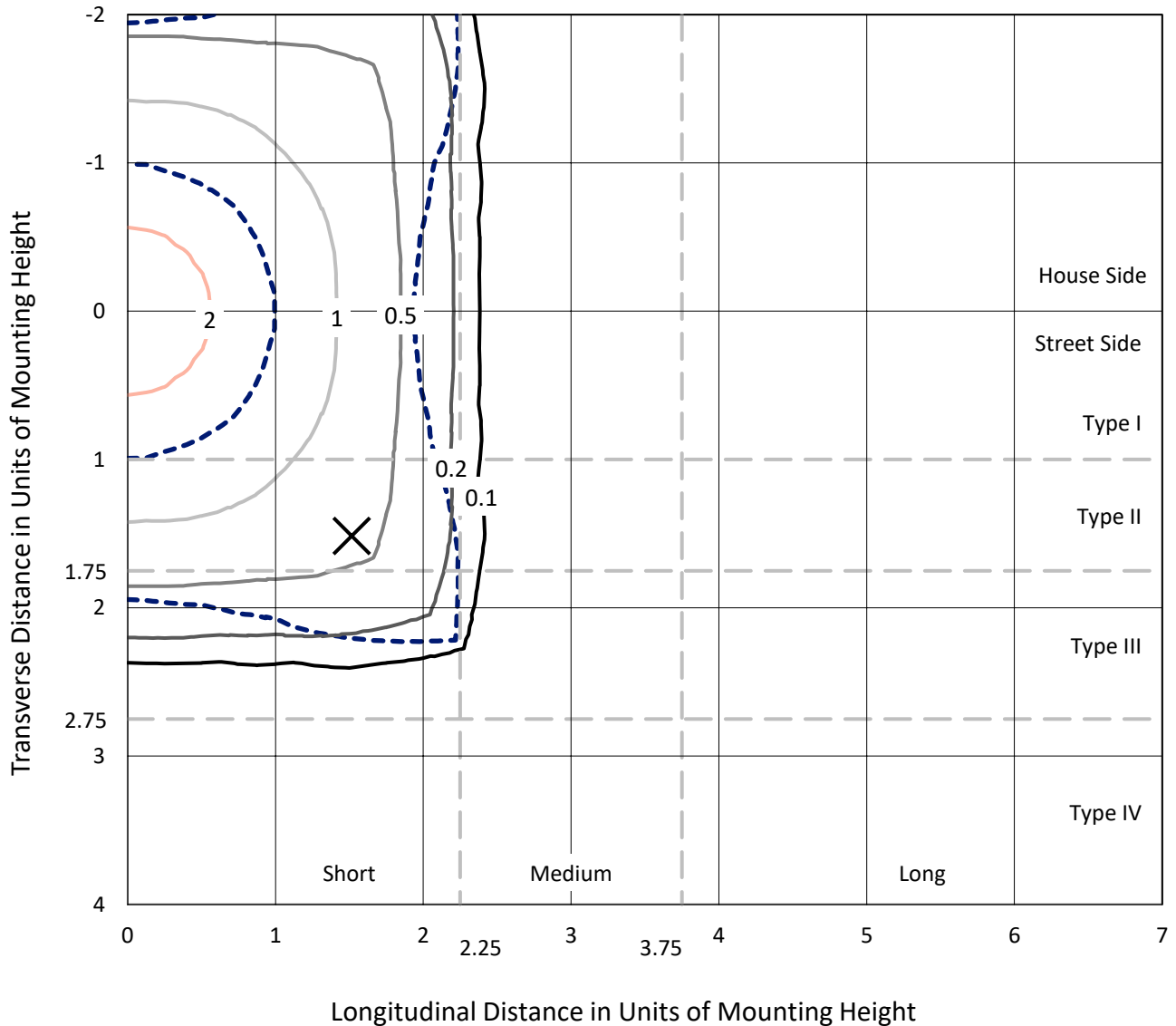
Input Watts (W): 79.6  
Input Voltage (V): NR  
Input Current (Ain): NR  
Voltage Rise (V): NR  
Power Factor: NR  
Total Harmonic Distortion (THDi): NR  
Frequency (hertz): 60  
Stabilization Time: NR  
Operation Time: NR  
Ambient Temperature (°C): NR  
Test Distance: 24 FT



REPORT NUMBER: P946007  
 CATALOG NUMBER: GLAN-SB1D-750-U-5NQ

### Iso-Footcandle Lines of Horizontal Illumination

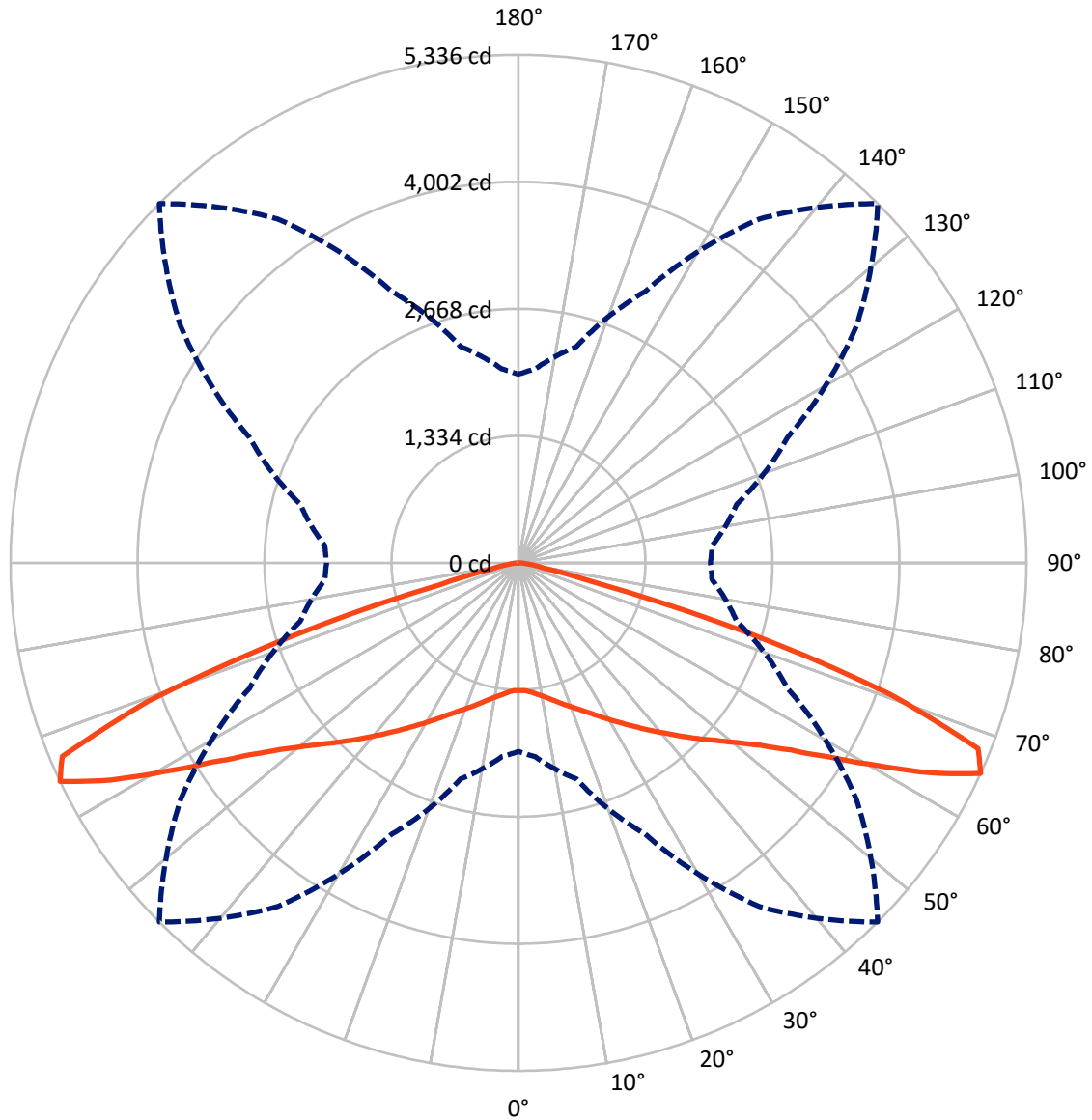
× Max cd  
 - - - 1/2 Max cd



Based on 25 foot mounting height. Maximum calculated value = 2.2 fc  
 Type V - Short - N/A

REPORT NUMBER: P946007  
CATALOG NUMBER: GLAN-SB1D-750-U-5NQ

### Luminous Intensity Polar Plot



— Vertical Plane Through 45-Deg Lateral      - - - Horizontal Cone Through 65-Deg Vertical

REPORT NUMBER: P946007  
 CATALOG NUMBER: GLAN-SB1D-750-U-5NQ

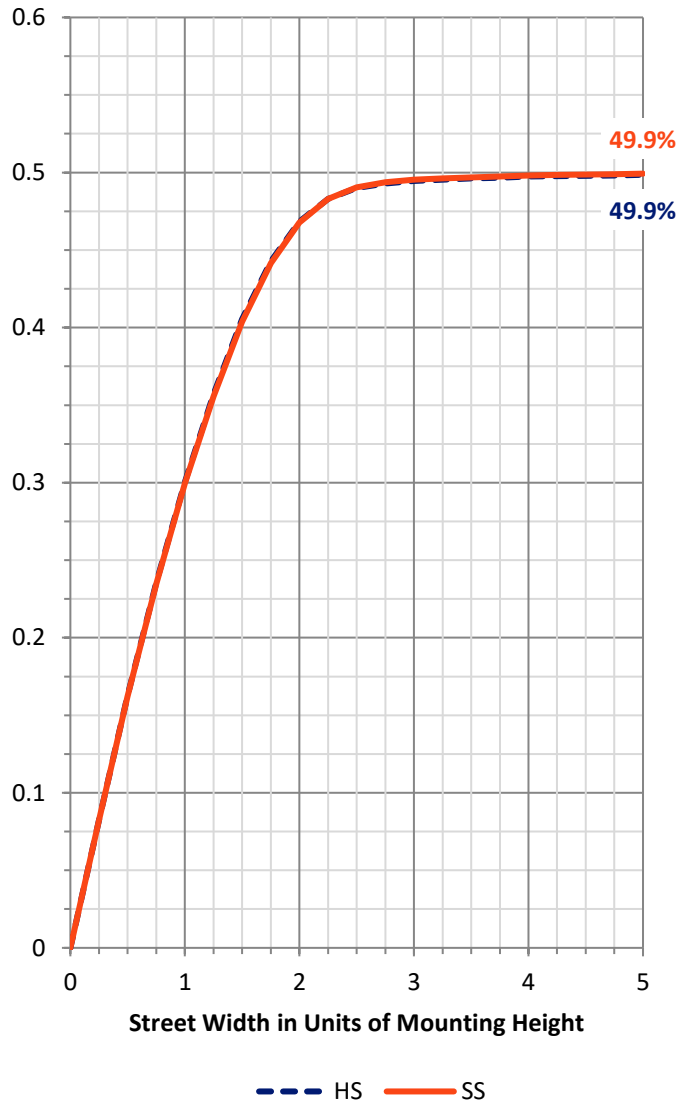
**FLUX DISTRIBUTION:**

		Downward	Upward	Total
<b>House Side</b>	Lumens	5642.5	0.0	5642.5
	% Fixture	50.0	0.0	50.0
<b>Street Side</b>	Lumens	5642.5	0.0	5642.5
	% Fixture	50.0	0.0	50.0
<b>Total</b>	Lumens	11285.0	0.0	11285.0
	% Fixture	100.0	0.0	100.0

**ZONAL LUMENS:**

Zone	Lumens	% Fixture
0°-10°	132.5	1.2
10°-20°	432.5	3.8
20°-30°	816.6	7.2
30°-40°	1337.2	11.8
40°-50°	2073.3	18.4
50°-60°	3062.7	27.1
60°-70°	2915.4	25.8
70°-80°	470.4	4.2
80°-90°	44.3	0.4
90°-100°	0.0	0.0
100°-110°	0.0	0.0
110°-120°	0.0	0.0
120°-130°	0.0	0.0
130°-140°	0.0	0.0
140°-150°	0.0	0.0
150°-160°	0.0	0.0
160°-170°	0.0	0.0
170°-180°	0.0	0.0
0°-90°	11285.0	100.0
0°-180°	11285.0	100.0

**Coefficient of Utilization**



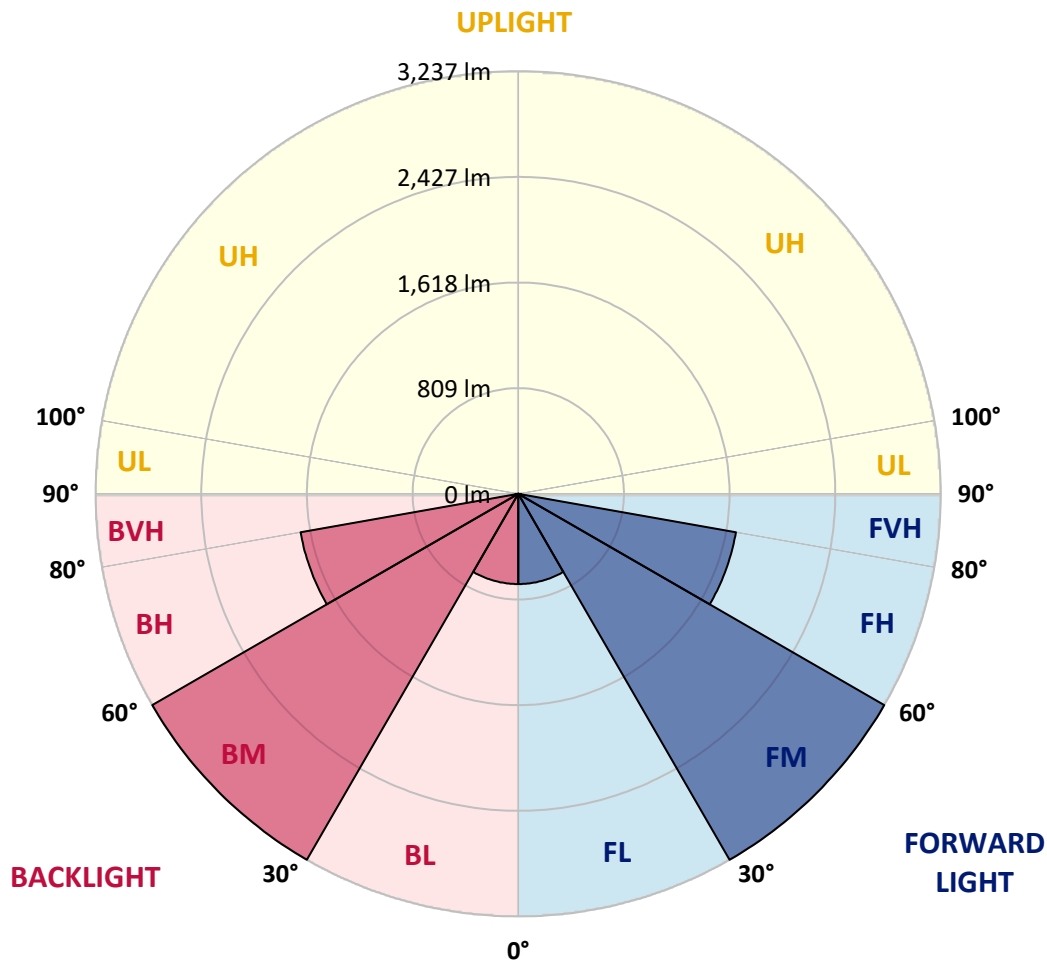
REPORT NUMBER: P946007  
 CATALOG NUMBER: GLAN-SB1D-750-U-5NQ

**LUMINAIRE CLASSIFICATION SYSTEM LUMEN TABLE AND BUG RATING:**

Zone	Lumens	% Fixture	Zone Rating/Lumen Limit		
			B	U	G
FL (0°-30°)	690.8	6.1			
FM (30°-60°)	3236.6	28.7			
FH (60°-80°)	1692.9	15.0			G1/1800
FVH (80°-90°)	22.2	0.2			G1/100
BL (0°-30°)	690.8	6.1	B2/1000		
BM (30°-60°)	3236.6	28.7	B3/5000		
BH (60°-80°)	1692.9	15.0	B3/2500		G1/1800
BVH (80°-90°)	22.2	0.2			G1/100
UL (90°-100°)	0.0	0.0		U0/0	
UH (100°-180°)	0.0	0.0		U0/0	

**BUG Rating: B3-U0-G1**

Type V Short



REPORT NUMBER: P946007  
 CATALOG NUMBER: GLAN-SB1D-750-U-5NQ

**CANDELA DISTRIBUTION (FULL):**

	0°	5°	15°	25°	35°	45°	55°	65°	75°	85°
0°	1343.0	1343.0	1343.0	1343.0	1343.0	1343.0	1343.0	1343.0	1343.0	1343.0
2.5°	1352.1	1347.6	1351.0	1348.1	1345.9	1343.6	1344.7	1348.7	1350.4	1351.0
5°	1370.2	1366.2	1367.9	1367.9	1364.0	1362.8	1363.4	1366.2	1369.6	1369.6
7.5°	1399.6	1395.7	1399.6	1397.4	1394.0	1392.9	1392.3	1394.6	1399.6	1399.6
10°	1435.3	1430.8	1433.1	1431.9	1428.0	1426.3	1425.7	1429.1	1433.6	1433.1
12.5°	1474.4	1469.3	1472.1	1468.7	1467.6	1465.9	1465.9	1465.3	1468.2	1465.9
15°	1518.0	1514.6	1515.7	1513.5	1515.2	1514.0	1509.5	1507.2	1508.4	1505.0
17.5°	1569.5	1561.6	1565.5	1564.4	1564.4	1566.7	1559.3	1556.5	1558.8	1555.4
20°	1629.0	1621.0	1622.7	1620.5	1617.6	1619.9	1610.8	1613.1	1614.8	1612.5
22.5°	1694.1	1683.9	1683.3	1684.4	1678.2	1678.8	1672.6	1678.2	1681.6	1675.4
25°	1760.9	1750.1	1757.5	1754.7	1746.7	1748.4	1743.9	1749.6	1752.4	1744.5
27.5°	1831.7	1824.3	1831.1	1832.8	1823.2	1830.0	1823.2	1828.3	1831.1	1819.2
30°	1914.3	1907.0	1913.2	1917.7	1906.4	1917.2	1911.5	1914.9	1915.5	1901.3
32.5°	2004.4	1993.0	2008.9	2011.1	1998.7	2011.7	2004.4	2008.9	2011.7	1992.5
35°	2114.2	2100.0	2118.2	2115.3	2104.6	2115.3	2108.5	2115.3	2122.1	2098.9
37.5°	2232.5	2217.8	2237.1	2232.0	2221.8	2229.1	2225.2	2229.7	2240.5	2215.5
40°	2362.8	2344.6	2370.7	2361.6	2352.0	2350.9	2353.1	2356.0	2370.1	2342.4
42.5°	2502.0	2482.8	2521.9	2507.7	2494.1	2485.1	2492.4	2498.1	2511.7	2480.5
45°	2661.1	2639.1	2690.0	2673.0	2651.5	2632.8	2644.7	2653.2	2673.0	2635.7
47.5°	2836.7	2811.8	2866.1	2861.0	2825.9	2785.1	2812.3	2836.7	2851.4	2806.1
50°	3008.2	2989.0	3060.3	3066.5	3023.5	2966.3	3004.3	3041.1	3045.0	2985.6
52.5°	3169.0	3149.8	3253.4	3292.5	3254.0	3186.0	3226.2	3263.6	3233.6	3156.6
55°	3297.6	3281.7	3413.6	3514.4	3527.4	3471.4	3495.2	3494.0	3395.5	3277.2
57.5°	3328.7	3326.4	3492.9	3706.3	3842.2	3849.0	3802.0	3682.0	3469.7	3310.6
60°	3187.1	3201.3	3430.0	3806.6	4168.9	4319.5	4116.3	3773.7	3385.3	3164.5
62.5°	2763.6	2801.0	3076.7	3684.3	4432.8	4860.8	4368.2	3634.4	3038.8	2750.6
65°	1980.6	2045.7	2350.3	3144.1	4409.0	5336.4	4332.0	3118.6	2372.9	2040.6
67.5°	898.6	964.8	1223.6	2152.7	3832.6	5207.3	3823.6	2175.3	1284.7	968.2
70°	325.6	336.9	420.1	861.8	2449.4	4149.1	2554.1	868.0	446.7	359.0
72.5°	197.0	198.7	216.3	308.6	851.0	2519.0	887.2	318.8	220.8	195.9
75°	125.1	124.0	154.0	188.5	301.8	849.9	316.5	188.5	153.4	139.9
77.5°	90.0	92.9	110.4	141.0	190.2	288.2	186.8	134.8	110.4	90.6
80°	67.4	69.1	80.4	109.8	133.6	179.5	118.9	99.7	83.2	56.6
82.5°	48.7	48.7	52.7	79.8	81.5	96.8	64.5	70.2	54.9	40.2
85°	28.9	28.3	32.8	47.6	42.5	35.7	29.4	43.0	34.5	24.9
87.5°	10.2	10.8	10.2	13.6	11.3	9.6	9.1	11.9	9.6	8.5
90°	0.0	0.0	0.0	0.0	0.0	0.0	0.0	0.0	0.0	0.0

(END C

90°
1343.0
1351.0
1369.6
1397.9
1431.9
1467.0
1505.5
1558.2
1617.6
1681.6
1753.5
1828.3
1909.8
2005.5
2113.1
2230.8
2351.4
2496.9
2654.9
2821.4
2992.9
3158.8
3281.1
3300.4
3138.5
2733.6
2016.2
954.0
354.4
199.3
141.0
92.3
58.3
40.2
24.3
7.9
0.0

OF REPORT)